

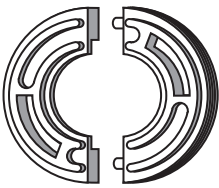
① Lever Adapter




② Round Gasket



③ Back Gasket

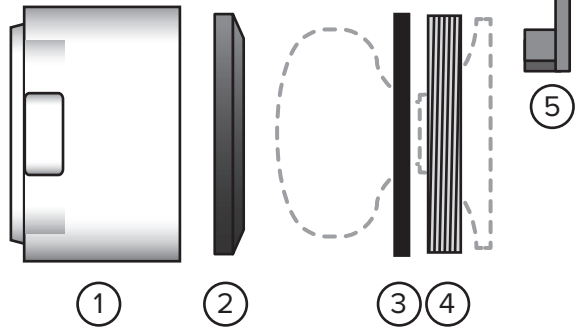


④ Back Plate



⑤ L Tool

- A.** Insert Round Gasket (2) into Lever Adapter (1).
- B.** Slide Lever Adapter over doorknob.
- C.** Wrap back gasket (3) around neck of doorknob and into back of Lever Adapter behind doorknob.
- D.** Connect two Back Plate pieces (4) around neck of doorknob.
- E.** Hold Back Plate and rotate Lever Adapter by hand to tighten initially. Insert L Tool (5) into back plate and tighten until Lever Adapter is tight enough to retract doorknob plunger.



①

②

③

④

⑤